

Signify Classified - Internal
Cooper Lighting Solutions Photometric Lab
1121 Highway 74 South
Peachtree City, GA 30269



Scaled data based on original data using
LM-79-08 Approved Method: Electrical and Photometric Measurements of Solid-
State Lighting Products

Test Report Prepared for
Cooper Lighting Solutions
(formerly Eaton)

Brand: STREETWORKS

Report Number: P868286

Luminaire Tested: **MEM2-HSN-SA-15-AMB-U-T3-HSS**

Issue Date: 08/22/2024



Test Information

Test Method: LM-79-08
Report Number: P868286
Test Lab: INNOVATION CENTER(G3)
Issue Date: 08/22/2024
Manufacturer: COOPER LIGHTING SOLUTIONS (FORMERLY EATON)
Product Line: STREETWORKS
Catalog Number: MEM2-HSN-SA-15-AMB-U-T3-HSS
Description: EPIC MODERN SHORT HOUSING DISCRETE LED ARRAYS 15W OCRI 1540K
FIXTURE w/ TYPE III DISTRIBUTION OPTIC AND HOUSE SIDE SHIELD
Light Source: (10) 1540K CCT, 0 CRI LEDS
Ballast/Driver: ELECTRONIC DRIVER

Summary

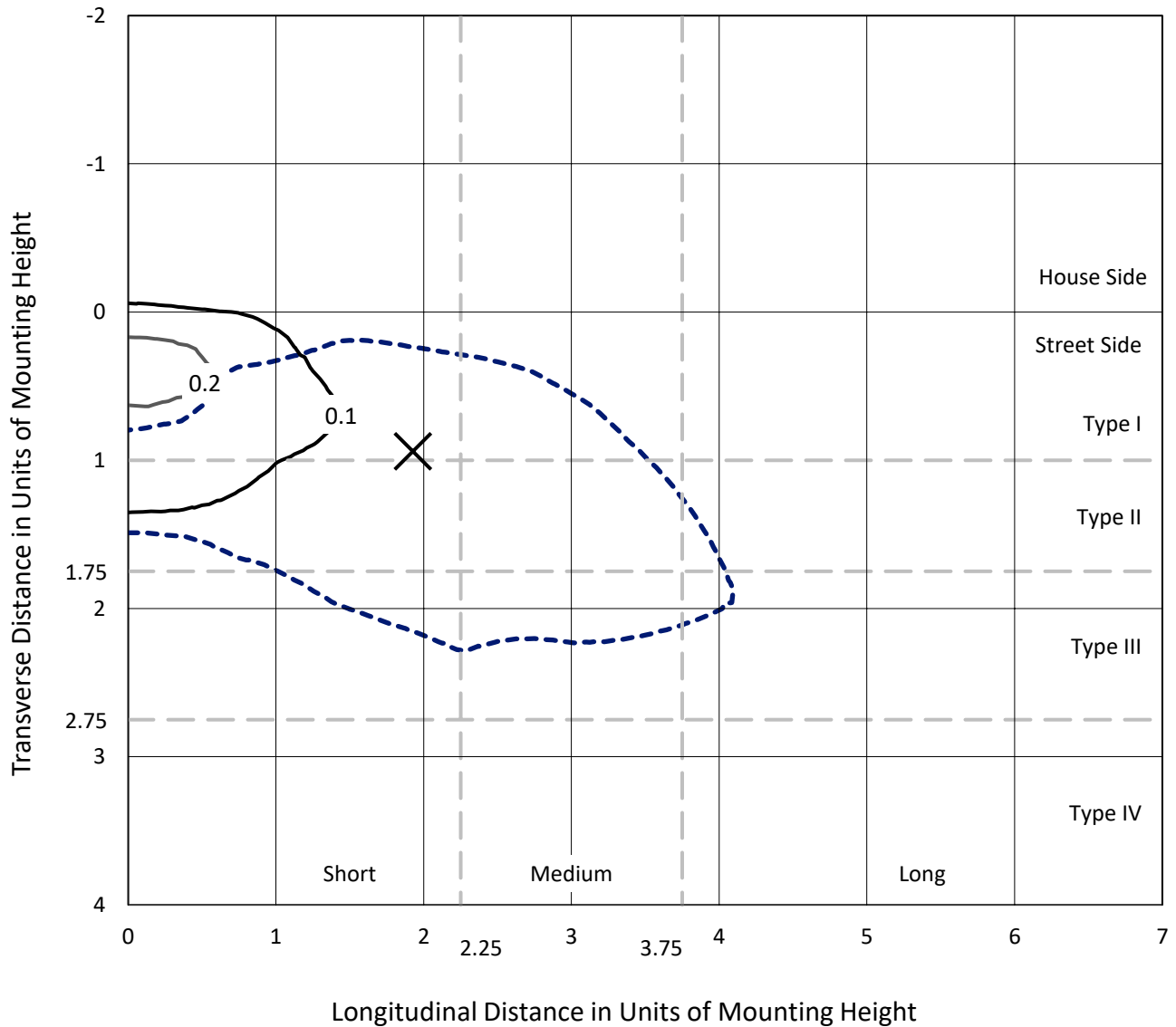
Lumens per Lamp: N/A
Luminaire Lumens: 419.2 lumens
Efficiency: N/A
Efficacy: 26.2 lumens/watt
Luminous Opening: Rectangular (W 0.33' x L: 0.33' x H: 0')
IES Classification: Type III - Short
BUG Rating: B0 - U0 - G0

Input Watts (W): 16
Input Voltage (V): 120
Input Current (A_{in}): NR
Voltage Rise (V): NR
Power Factor: 0.98
Total Harmonic Distortion (THDi): 9.98%
Frequency (hertz): 60
Stabilization Time: NR
Operation Time: NR
Ambient Temperature (°C): NR
Test Distance: 24 FT

REPORT NUMBER: P868286
 CATALOG NUMBER: MEM2-HSN-SA-15-AMB-U-T3-HSS

Iso-Footcandle Lines of Horizontal Illumination

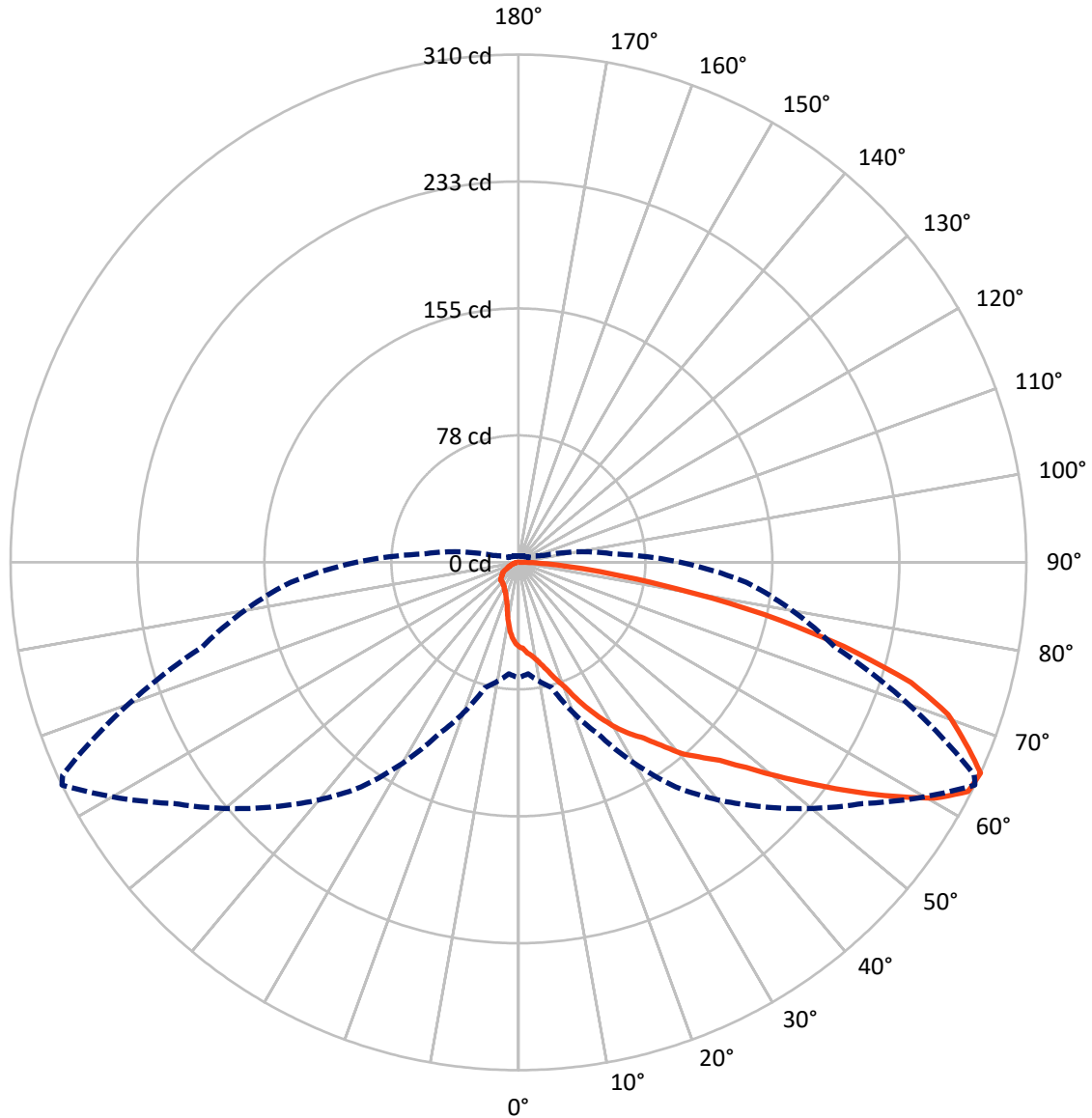
× Max cd
 - - - 1/2 Max cd



Based on 20 foot mounting height. Maximum calculated value = 0.3 fc
 Type III - Short - N/A

REPORT NUMBER: P868286
CATALOG NUMBER: MEM2-HSN-SA-15-AMB-U-T3-HSS

Luminous Intensity Polar Plot



— Vertical Plane Through 64-Deg Lateral - - - Horizontal Cone Through 65-Deg Vertical

REPORT NUMBER: P868286
 CATALOG NUMBER: MEM2-HSN-SA-15-AMB-U-T3-HSS

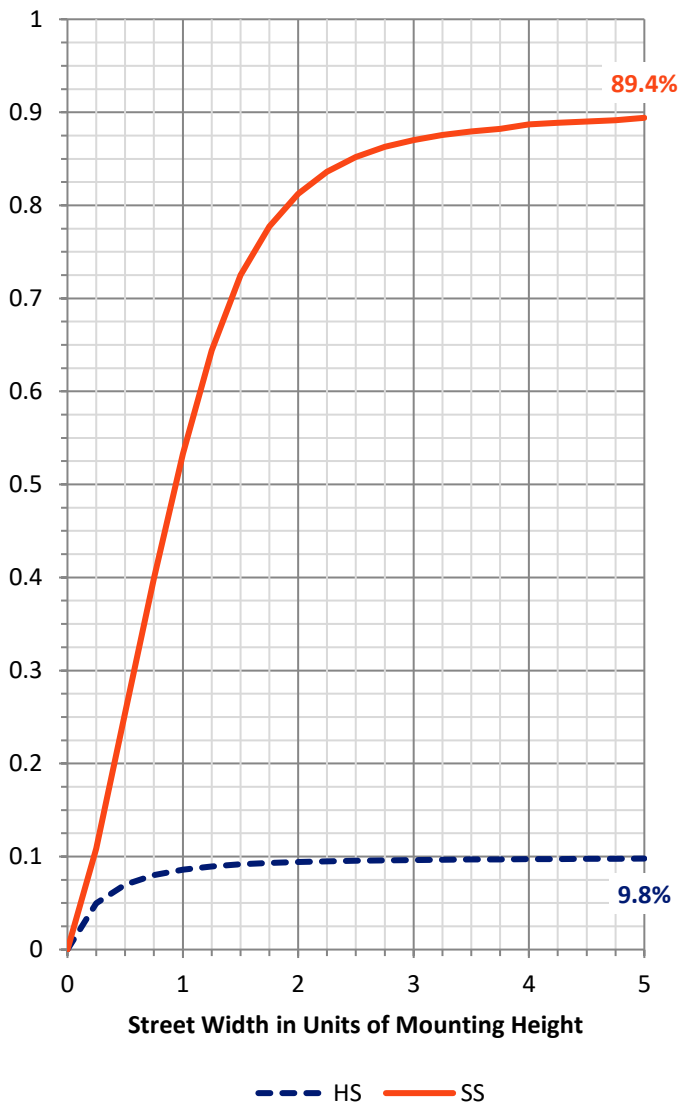
FLUX DISTRIBUTION:

		Downward	Upward	Total
House Side	Lumens	41.6	0.0	41.6
	% Fixture	9.9	0.0	9.9
Street Side	Lumens	377.6	0.0	377.6
	% Fixture	90.1	0.0	90.1
Total	Lumens	419.2	0.0	419.2
	% Fixture	100.0	0.0	100.0

ZONAL LUMENS:

Zone	Lumens	% Fixture
0°-10°	4.8	1.1
10°-20°	16.5	3.9
20°-30°	30.3	7.2
30°-40°	47.2	11.3
40°-50°	72.7	17.4
50°-60°	94.9	22.6
60°-70°	90.1	21.5
70°-80°	52.4	12.5
80°-90°	10.3	2.5
90°-100°	0.0	0.0
100°-110°	0.0	0.0
110°-120°	0.0	0.0
120°-130°	0.0	0.0
130°-140°	0.0	0.0
140°-150°	0.0	0.0
150°-160°	0.0	0.0
160°-170°	0.0	0.0
170°-180°	0.0	0.0
0°-90°	419.2	100.0
0°-180°	419.2	100.0

Coefficient of Utilization



REPORT NUMBER: P868286

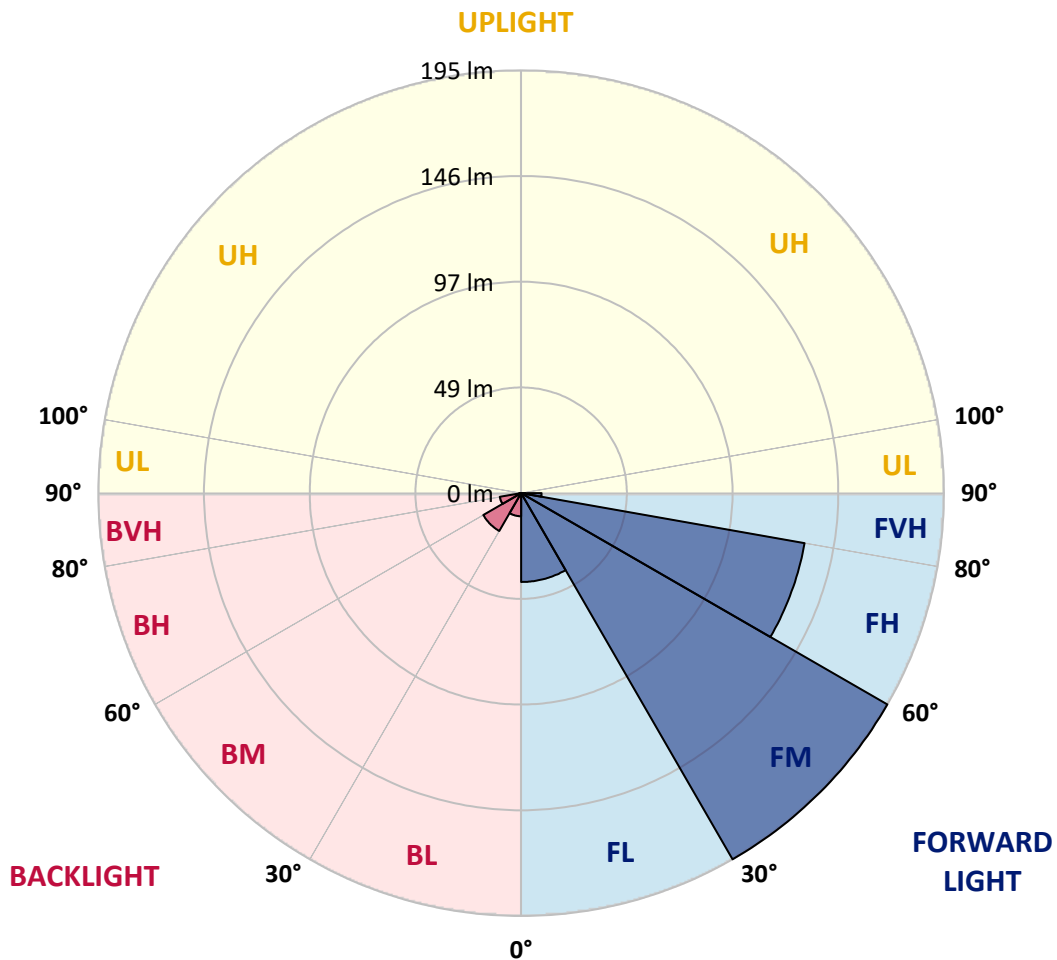
CATALOG NUMBER: MEM2-HSN-SA-15-AMB-U-T3-HSS

LUMINAIRE CLASSIFICATION SYSTEM LUMEN TABLE AND BUG RATING:

Zone	Lumens	% Fixture	Zone Rating/Lumen Limit		
			B	U	G
FL (0°-30°)	40.9	9.8			
FM (30°-60°)	194.7	46.4			
FH (60°-80°)	132.5	31.6			G0/660
FVH (80°-90°)	9.4	2.2			G0/10
BL (0°-30°)	10.7	2.5	B0/110		
BM (30°-60°)	20.1	4.8	B0/220		
BH (60°-80°)	10.0	2.4	B0/110		G0/110
BVH (80°-90°)	0.9	0.2			G0/10
UL (90°-100°)	0.0	0.0		U0/0	
UH (100°-180°)	0.0	0.0		U0/0	

BUG Rating: B0-U0-G0

Type III Short





REPORT NUMBER: P868286

CATALOG NUMBER: MEM2-HSN-SA-15-AMB-U-T3-HSS

CANDELA DISTRIBUTION (FULL):

	0°	5°	15°	25°	35°	45°	55°	64°	65°	75°	85°
0°	51.6	51.6	51.6	51.6	51.6	51.6	51.6	51.6	51.6	51.6	51.6
2.5°	54.5	55.5	54.5	54.5	54.5	54.5	53.6	52.6	53.6	52.6	51.6
5°	60.5	60.5	59.5	59.5	58.5	57.5	56.5	55.5	54.5	53.6	52.6
7.5°	71.4	70.4	69.4	68.4	65.5	62.5	59.5	57.5	57.5	55.5	53.6
10°	88.3	87.3	85.3	81.3	76.4	70.4	64.5	60.5	59.5	56.5	54.5
12.5°	103.1	104.1	102.1	98.2	90.2	80.3	70.4	64.5	63.5	58.5	55.5
15°	116.0	116.0	114.0	111.1	104.1	92.2	79.3	69.4	68.4	60.5	56.5
17.5°	120.0	120.0	121.0	120.0	115.0	105.1	89.3	75.4	73.4	63.5	57.5
20°	120.0	120.0	121.0	124.0	124.0	116.0	99.2	81.3	80.3	66.4	59.5
22.5°	119.0	119.0	121.0	124.0	127.9	125.0	110.1	90.2	87.3	70.4	62.5
25°	119.0	119.0	122.0	125.0	129.9	129.9	120.0	99.2	96.2	74.4	65.5
27.5°	121.0	122.0	124.0	126.0	131.9	133.9	126.9	108.1	105.1	79.3	67.4
30°	126.0	126.9	127.9	128.9	135.9	137.9	132.9	117.0	114.0	84.3	71.4
32.5°	132.9	133.9	134.9	133.9	139.8	141.8	138.8	125.0	123.0	91.2	77.4
35°	137.9	139.8	141.8	140.8	144.8	147.8	146.8	131.9	130.9	100.2	83.3
37.5°	144.8	145.8	147.8	145.8	147.8	153.7	156.7	141.8	139.8	110.1	90.2
40°	161.7	163.6	164.6	155.7	152.7	159.7	166.6	153.7	151.7	120.0	99.2
42.5°	179.5	179.5	183.5	172.6	162.6	167.6	177.5	162.6	159.7	126.9	103.1
45°	192.4	192.4	196.4	183.5	180.5	176.5	188.4	172.6	170.6	134.9	110.1
47.5°	204.3	200.3	198.3	193.4	199.3	186.4	201.3	187.4	184.5	143.8	119.0
50°	209.3	206.3	207.3	202.3	207.3	199.3	214.2	205.3	202.3	153.7	127.9
52.5°	203.3	201.3	208.3	210.2	210.2	207.3	227.1	225.1	221.2	163.6	137.9
55°	172.6	175.5	192.4	208.3	210.2	212.2	239.0	246.9	242.0	173.6	143.8
57.5°	129.9	130.9	151.7	197.4	208.3	217.2	251.9	269.8	264.8	184.5	146.8
60°	108.1	108.1	116.0	171.6	201.3	220.2	261.8	292.6	287.6	192.4	145.8
62.5°	94.2	94.2	102.1	138.8	186.4	218.2	266.8	308.4	303.5	197.4	142.8
65°	70.4	68.4	79.3	116.0	167.6	211.2	256.9	310.4	307.4	200.3	139.8
67.5°	51.6	50.6	54.5	95.2	151.7	198.3	238.0	294.5	295.5	202.3	137.9
70°	39.7	39.7	41.7	61.5	126.9	178.5	203.3	278.7	284.6	198.3	131.9
72.5°	29.8	29.8	32.7	41.7	92.2	158.7	179.5	250.9	260.8	178.5	112.1
75°	22.8	22.8	24.8	29.8	57.5	113.1	161.7	205.3	215.2	142.8	88.3
77.5°	17.9	18.8	19.8	22.8	31.7	63.5	123.0	153.7	154.7	103.1	66.4
80°	14.9	15.9	15.9	17.9	21.8	33.7	74.4	98.2	103.1	65.5	41.7
82.5°	12.9	12.9	13.9	14.9	15.9	20.8	37.7	55.5	55.5	35.7	22.8
85°	8.9	9.9	9.9	11.9	11.9	13.9	20.8	27.8	28.8	19.8	9.9
87.5°	5.0	5.0	6.9	6.9	6.9	8.9	10.9	10.9	11.9	8.9	3.0
90°	0.0	0.0	0.0	0.0	0.0	0.0	0.0	0.0	0.0	0.0	0.0



REPORT NUMBER: P868286
 CATALOG NUMBER: MEM2-HSN-SA-15-AMB-U-T3-HSS

CANDELA DISTRIBUTION (continued):

	90°	95°	105°	115°	125°	135°	145°	155°	165°	175°	180°
0°	51.6	51.6	51.6	51.6	51.6	51.6	51.6	51.6	51.6	51.6	51.6
2.5°	51.6	51.6	50.6	49.6	48.6	47.6	46.6	46.6	45.6	46.6	45.6
5°	52.6	50.6	48.6	46.6	43.6	40.7	38.7	36.7	35.7	34.7	34.7
7.5°	52.6	50.6	47.6	42.6	37.7	32.7	29.8	27.8	26.8	26.8	26.8
10°	52.6	50.6	44.6	37.7	30.7	26.8	24.8	23.8	23.8	22.8	22.8
12.5°	53.6	50.6	41.7	32.7	25.8	22.8	21.8	21.8	21.8	21.8	21.8
15°	53.6	49.6	38.7	27.8	22.8	21.8	20.8	20.8	19.8	20.8	20.8
17.5°	54.5	49.6	35.7	24.8	20.8	19.8	19.8	18.8	18.8	18.8	18.8
20°	55.5	49.6	31.7	22.8	19.8	18.8	18.8	17.9	17.9	17.9	17.9
22.5°	57.5	49.6	29.8	20.8	18.8	17.9	16.9	16.9	16.9	16.9	16.9
25°	59.5	49.6	26.8	19.8	17.9	16.9	15.9	14.9	14.9	14.9	14.9
27.5°	61.5	49.6	24.8	18.8	16.9	14.9	14.9	13.9	13.9	13.9	13.9
30°	64.5	49.6	23.8	17.9	14.9	13.9	12.9	12.9	12.9	12.9	12.9
32.5°	67.4	50.6	22.8	16.9	14.9	12.9	11.9	11.9	11.9	11.9	11.9
35°	73.4	52.6	22.8	16.9	13.9	11.9	10.9	10.9	10.9	10.9	10.9
37.5°	78.3	55.5	23.8	15.9	12.9	11.9	10.9	9.9	9.9	9.9	9.9
40°	85.3	57.5	24.8	15.9	12.9	10.9	9.9	9.9	9.9	8.9	8.9
42.5°	86.3	54.5	23.8	15.9	11.9	9.9	9.9	8.9	8.9	8.9	8.9
45°	90.2	55.5	23.8	15.9	11.9	9.9	8.9	8.9	7.9	7.9	7.9
47.5°	96.2	57.5	22.8	14.9	11.9	8.9	8.9	7.9	7.9	7.9	7.9
50°	102.1	58.5	22.8	13.9	10.9	8.9	7.9	6.9	6.9	6.9	6.9
52.5°	107.1	59.5	21.8	12.9	10.9	7.9	7.9	6.9	6.9	6.9	6.9
55°	111.1	59.5	21.8	11.9	9.9	7.9	6.9	6.0	6.0	6.0	6.0
57.5°	112.1	60.5	20.8	11.9	8.9	6.9	6.0	6.0	5.0	5.0	5.0
60°	110.1	61.5	19.8	9.9	7.9	6.0	6.0	5.0	5.0	5.0	5.0
62.5°	105.1	60.5	17.9	7.9	6.9	6.0	5.0	5.0	4.0	4.0	4.0
65°	99.2	58.5	15.9	6.9	6.0	5.0	5.0	4.0	4.0	4.0	4.0
67.5°	92.2	54.5	12.9	6.0	6.0	5.0	4.0	4.0	3.0	3.0	3.0
70°	86.3	47.6	8.9	5.0	5.0	4.0	4.0	3.0	3.0	3.0	3.0
72.5°	73.4	37.7	6.0	4.0	4.0	4.0	3.0	3.0	3.0	3.0	3.0
75°	59.5	24.8	5.0	3.0	3.0	3.0	3.0	3.0	2.0	2.0	2.0
77.5°	41.7	14.9	4.0	3.0	3.0	3.0	2.0	2.0	2.0	2.0	2.0
80°	20.8	7.9	3.0	2.0	2.0	2.0	2.0	2.0	2.0	2.0	2.0
82.5°	9.9	4.0	2.0	2.0	2.0	2.0	2.0	2.0	3.0	2.0	2.0
85°	5.0	2.0	1.0	1.0	2.0	2.0	2.0	2.0	2.0	2.0	2.0
87.5°	2.0	1.0	1.0	1.0	1.0	0.0	0.0	0.0	0.0	0.0	0.0
90°	0.0	0.0	0.0	0.0	0.0	0.0	0.0	0.0	0.0	0.0	0.0

LM-79-2019: Approved Method: Electrical and Photometric Measurements of Solid-
State Lighting Products

Report Prepared for

Cooper Lighting Solutions

Streetworks

Report Number: SP1-2407-157-1

Test Date: 08/06/2024

Luminaire Tested: MEM2-HTN-SA-45-AMB-U-5WQ-2

Data in this report applies to families of products including MEM2-HTN-SA-45-AMB-U-5WQ-2

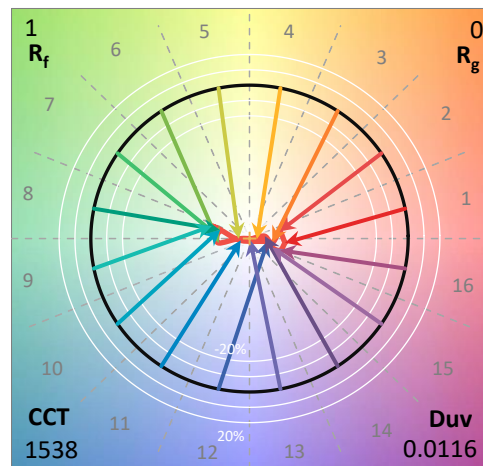
Test Information

Test Method: LM-79-2019
 Report Number: SP1-2407-157-1
 Test Lab: COOPER LIGHTING SOLUTIONS
 Photometer: SP1 - 76IN SPHERE
 Measurement Geometry: 4π
 Issue Date: 08/20/2024
 Manufacturer: COOPER LIGHTING SOLUTIONS
 Product Line: Streetworks
 Catalog Number: **MEM2-HTN-SA-45-AMB-U-5WQ-2**
 Description: Epic Modern Light Square 45W 5WQ Optic and Flare Trim AMBER LED

Spectral Parameters

CCT (K): 1538
 CIE u': 0.3530
 CIE v': 0.5469
 Duv: 0.0116
 CIE x: 0.5918
 CIE y: 0.4076
 CIE z: 0.0006
 Peak Wavelength (nm): 597
 Dominant Wavelength (nm): 592
 Purity: 99.98881
 Rf: 1.1
 Rg: 0

CRI (Ra):	-21.8		
R1:	-34.3	R9:	-386.6
R2:	52.3	R10:	28.9
R3:	17.0	R11:	-95.5
R4:	-68.4	R12:	-10.5
R5:	-40.8	R13:	-15.5
R6:	41.5	R14:	45.9
R7:	-7.2	R15:	-67.7
R8:	-134.5		



Test Conditions

Stabilization Time: 20M
 Operation Time: 1H 20M
 Sphere Temperature (°C): 24.2

REPORT NUMBER: SP1-2407-157-1

Measurement and Test Equipment			
Instrument	Identification Number	Calibration Date	Calibration Due Date
Photometer	IN0058	6/18/2024	12/18/2024
Power Meter	INXT2011004	2/8/2024	2/8/2025
AC Power Source	IN0063	10/24/2023	10/24/2024
DC Power Source	IN0208	10/24/2023	10/24/2024
Sphere Thermometer	IN0085	10/24/2023	10/24/2024
Room Thermometer	IN0046	10/24/2023	10/24/2024

REPORT NUMBER: SP1-2407-157-1

CIE 1931 Chromaticity Diagram



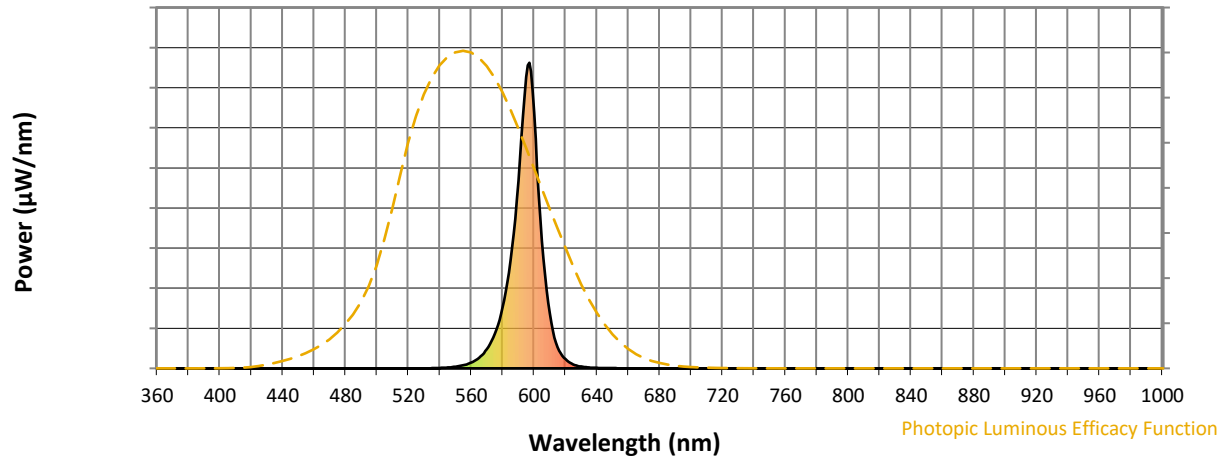
CIE 1931 Chromaticity Diagram with 2017 ANSI 7-Step and 4-Step Quadrangles



Point lies outside the range

REPORT NUMBER: SP1-2407-157-1

Photopic Flux vs. Wavelength



Photopic Lumens: NR

λ (nm)	Power W [^] /nm	Lumens (φ/nm)	λ (nm)	Power W [^] /nm	Lumens (φ/nm)	λ (nm)	Power W [^] /nm	Lumens (φ/nm)	λ (nm)	Power W [^] /nm	Lumens (φ/nm)	λ (nm)	Power W [^] /nm	Lumens (φ/nm)
360	0	NR	490	0	NR	620	30	NR	750	0	NR	880	0	NR
365	0	NR	495	0	NR	625	13	NR	755	0	NR	885	0	NR
370	0	NR	500	0	NR	630	6	NR	760	0	NR	890	0	NR
375	0	NR	505	0	NR	635	3	NR	765	0	NR	895	0	NR
380	0	NR	510	0	NR	640	2	NR	770	0	NR	900	0	NR
385	0	NR	515	0	NR	645	1	NR	775	0	NR	905	0	NR
390	0	NR	520	0	NR	650	1	NR	780	0	NR	910	0	NR
395	0	NR	525	0	NR	655	0	NR	785	0	NR	915	0	NR
400	0	NR	530	0	NR	660	0	NR	790	0	NR	920	0	NR
405	0	NR	535	1	NR	665	0	NR	795	0	NR	925	0	NR
410	0	NR	540	1	NR	670	0	NR	800	0	NR	930	0	NR
415	0	NR	545	3	NR	675	0	NR	805	0	NR	935	0	NR
420	0	NR	550	5	NR	680	0	NR	810	0	NR	940	0	NR
425	0	NR	555	10	NR	685	0	NR	815	0	NR	945	0	NR
430	0	NR	560	19	NR	690	0	NR	820	0	NR	950	0	NR
435	0	NR	565	34	NR	695	0	NR	825	0	NR	955	0	NR
440	0	NR	570	63	NR	700	0	NR	830	0	NR	960	0	NR
445	0	NR	575	113	NR	705	0	NR	835	0	NR	965	0	NR
450	0	NR	580	199	NR	710	0	NR	840	0	NR	970	0	NR
455	0	NR	585	352	NR	715	0	NR	845	0	NR	975	0	NR
460	0	NR	590	614	NR	720	0	NR	850	0	NR	980	0	NR
465	0	NR	595	954	NR	725	0	NR	855	0	NR	985	0	NR
470	0	NR	600	837	NR	730	0	NR	860	0	NR	990	0	NR
475	0	NR	605	417	NR	735	0	NR	865	0	NR	995	0	NR
480	0	NR	610	179	NR	740	0	NR	870	0	NR	1000	0	NR
485	0	NR	615	69	NR	745	0	NR	875	0	NR			

REPORT NUMBER: SP1-2407-157-1

Scotopic Flux vs. Wavelength



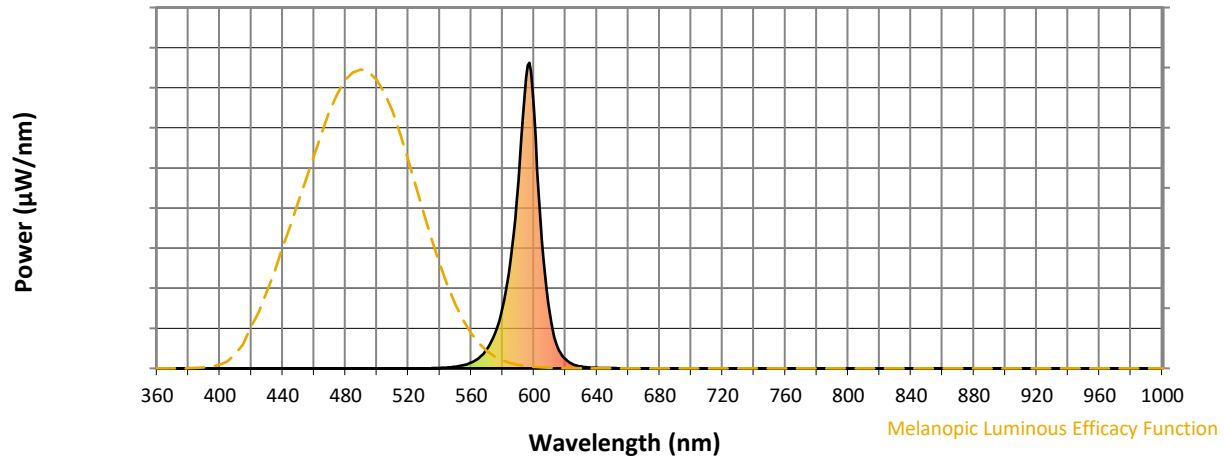
Scotopic Lumens: NR

S/P: 0.22

λ (nm)	Power W [^] /nm	Lumens (φ/nm)	λ (nm)	Power W [^] /nm	Lumens (φ/nm)	λ (nm)	Power W [^] /nm	Lumens (φ/nm)	λ (nm)	Power W [^] /nm	Lumens (φ/nm)	λ (nm)	Power W [^] /nm	Lumens (φ/nm)
360	0	NR	490	0	NR	620	30	NR	750	0	NR	880	0	NR
365	0	NR	495	0	NR	625	13	NR	755	0	NR	885	0	NR
370	0	NR	500	0	NR	630	6	NR	760	0	NR	890	0	NR
375	0	NR	505	0	NR	635	3	NR	765	0	NR	895	0	NR
380	0	NR	510	0	NR	640	2	NR	770	0	NR	900	0	NR
385	0	NR	515	0	NR	645	1	NR	775	0	NR	905	0	NR
390	0	NR	520	0	NR	650	1	NR	780	0	NR	910	0	NR
395	0	NR	525	0	NR	655	0	NR	785	0	NR	915	0	NR
400	0	NR	530	0	NR	660	0	NR	790	0	NR	920	0	NR
405	0	NR	535	1	NR	665	0	NR	795	0	NR	925	0	NR
410	0	NR	540	1	NR	670	0	NR	800	0	NR	930	0	NR
415	0	NR	545	3	NR	675	0	NR	805	0	NR	935	0	NR
420	0	NR	550	5	NR	680	0	NR	810	0	NR	940	0	NR
425	0	NR	555	10	NR	685	0	NR	815	0	NR	945	0	NR
430	0	NR	560	19	NR	690	0	NR	820	0	NR	950	0	NR
435	0	NR	565	34	NR	695	0	NR	825	0	NR	955	0	NR
440	0	NR	570	63	NR	700	0	NR	830	0	NR	960	0	NR
445	0	NR	575	113	NR	705	0	NR	835	0	NR	965	0	NR
450	0	NR	580	199	NR	710	0	NR	840	0	NR	970	0	NR
455	0	NR	585	352	NR	715	0	NR	845	0	NR	975	0	NR
460	0	NR	590	614	NR	720	0	NR	850	0	NR	980	0	NR
465	0	NR	595	954	NR	725	0	NR	855	0	NR	985	0	NR
470	0	NR	600	837	NR	730	0	NR	860	0	NR	990	0	NR
475	0	NR	605	417	NR	735	0	NR	865	0	NR	995	0	NR
480	0	NR	610	179	NR	740	0	NR	870	0	NR	1000	0	NR
485	0	NR	615	69	NR	745	0	NR	875	0	NR			

REPORT NUMBER: SP1-2407-157-1

Melanopic Flux vs. Wavelength



Melanopic Lumens: NR

M/P: 0.12

λ (nm)	Power W^{\wedge}/nm	Lumens (ϕ/nm)	λ (nm)	Power W^{\wedge}/nm	Lumens (ϕ/nm)	λ (nm)	Power W^{\wedge}/nm	Lumens (ϕ/nm)	λ (nm)	Power W^{\wedge}/nm	Lumens (ϕ/nm)	λ (nm)	Power W^{\wedge}/nm	Lumens (ϕ/nm)
360	0	NR	490	0	NR	620	30	NR	750	0	NR	880	0	NR
365	0	NR	495	0	NR	625	13	NR	755	0	NR	885	0	NR
370	0	NR	500	0	NR	630	6	NR	760	0	NR	890	0	NR
375	0	NR	505	0	NR	635	3	NR	765	0	NR	895	0	NR
380	0	NR	510	0	NR	640	2	NR	770	0	NR	900	0	NR
385	0	NR	515	0	NR	645	1	NR	775	0	NR	905	0	NR
390	0	NR	520	0	NR	650	1	NR	780	0	NR	910	0	NR
395	0	NR	525	0	NR	655	0	NR	785	0	NR	915	0	NR
400	0	NR	530	0	NR	660	0	NR	790	0	NR	920	0	NR
405	0	NR	535	1	NR	665	0	NR	795	0	NR	925	0	NR
410	0	NR	540	1	NR	670	0	NR	800	0	NR	930	0	NR
415	0	NR	545	3	NR	675	0	NR	805	0	NR	935	0	NR
420	0	NR	550	5	NR	680	0	NR	810	0	NR	940	0	NR
425	0	NR	555	10	NR	685	0	NR	815	0	NR	945	0	NR
430	0	NR	560	19	NR	690	0	NR	820	0	NR	950	0	NR
435	0	NR	565	34	NR	695	0	NR	825	0	NR	955	0	NR
440	0	NR	570	63	NR	700	0	NR	830	0	NR	960	0	NR
445	0	NR	575	113	NR	705	0	NR	835	0	NR	965	0	NR
450	0	NR	580	199	NR	710	0	NR	840	0	NR	970	0	NR
455	0	NR	585	352	NR	715	0	NR	845	0	NR	975	0	NR
460	0	NR	590	614	NR	720	0	NR	850	0	NR	980	0	NR
465	0	NR	595	954	NR	725	0	NR	855	0	NR	985	0	NR
470	0	NR	600	837	NR	730	0	NR	860	0	NR	990	0	NR
475	0	NR	605	417	NR	735	0	NR	865	0	NR	995	0	NR
480	0	NR	610	179	NR	740	0	NR	870	0	NR	1000	0	NR
485	0	NR	615	69	NR	745	0	NR	875	0	NR			

Summary

$R_f = 1.1$
 $R_g = 0$
 $CIE R_a = -21.8$
 $R_g = -386.6$



Color Vector Graphics



Individual Sample Fidelity Index ($R_{f,i}$)

CES01 = 90	CES26 = 0	CES51 = 17	CES76 = 0
CES02 = 70	CES27 = 32	CES52 = 2	CES77 = 0
CES03 = 31	CES28 = 24	CES53 = 0	CES78 = 0
CES04 = 77	CES29 = 1	CES54 = 12	CES79 = 2
CES05 = 52	CES30 = 31	CES55 = 6	CES80 = 1
CES06 = 56	CES31 = 1	CES56 = 0	CES81 = 0
CES07 = 41	CES32 = 0	CES57 = 0	CES82 = 50
CES08 = 38	CES33 = 21	CES58 = 0	CES83 = 21
CES09 = 29	CES34 = 0	CES59 = 9	CES84 = 54
CES10 = 87	CES35 = 23	CES60 = 60	CES85 = 9
CES11 = 70	CES36 = 77	CES61 = 13	CES86 = 0
CES12 = 76	CES37 = 5	CES62 = 53	CES87 = 2
CES13 = 47	CES38 = 41	CES63 = 68	CES88 = 1
CES14 = 77	CES39 = 75	CES64 = 0	CES89 = 0
CES15 = 74	CES40 = 49	CES65 = 0	CES90 = 2
CES16 = 49	CES41 = 75	CES66 = 0	CES91 = 57
CES17 = 56	CES42 = 0	CES67 = 0	CES92 = 0
CES18 = 60	CES43 = 0	CES68 = 0	CES93 = 2
CES19 = 80	CES44 = 95	CES69 = 27	CES94 = 0
CES20 = 71	CES45 = 1	CES70 = 0	CES95 = 0
CES21 = 94	CES46 = 5	CES71 = 0	CES96 = 2
CES22 = 87	CES47 = 70	CES72 = 42	CES97 = 1
CES23 = 94	CES48 = 0	CES73 = 0	CES98 = 0
CES24 = 95	CES49 = 5	CES74 = 62	CES99 = 0
CES25 = 79	CES50 = 9	CES75 = 0	



Color Rendition by Hue-Angle Bin



Measure Comparisons



(END OF REPORT)